

CRAIN'S

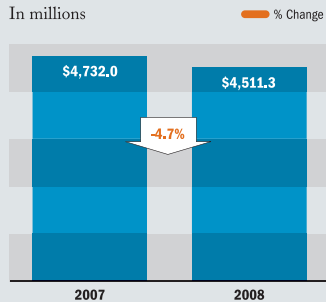
NEW YORK BUSINESS®

VOL. XXV, NO. 20 WWW.CRAINSNYORK.COM

MAY 18-24, 2009

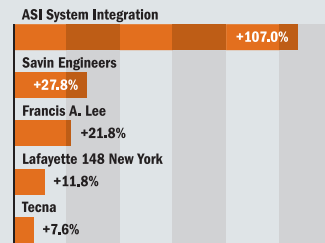
COMPANIES

Total Revenues at Top 25




Biggest Gainers

% change* in revenues, 2007-2008



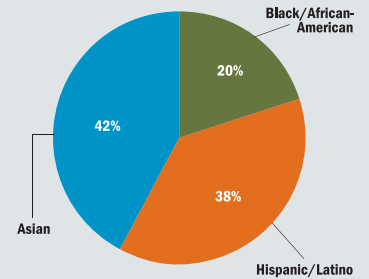
*Based on unrounded figures.

Top Five in NYC Employees*



*In case of a tie, companies are listed alphabetically.

Ethnic Breakdown of the Top 25



NY Area's Largest Minority-Owned Companies

Ranked by 2008 revenues

Rank	Company	Phone/Web site	Top executive	2008 revenues (in millions)	2007 revenues (in millions)	2008 NYC employees ¹	2008 total employees ¹	Year founded	% minority ownership, by race/ethnicity of owner(s)	Nature of business
1	Goya Foods Inc. 100 Seaview Drive Secaucus, NJ 07096	(201) 348-4900 www.goya.com	Robert I. Unanue President	\$1,300.0	\$1,260.0	n/a	3,000	1936	Hispanic/Latino: 100%	Food manufacturing, marketing and distribution
2	Palladium Equity Partners 1270 Sixth Ave. New York, NY 10020	(212) 218-5150 www.palladiumequity.com	Marcos A. Rodriguez Managing member	\$916.7	\$881.3	27	7,000	1997	Hispanic/Latino: 51%	Private equity
3	Bad Boy Worldwide Entertainment Group² 1710 Broadway New York, NY 10019	(212) 381-1540 www.badboyonline.com	Sean (Diddy) Combs Chairman, chief executive	\$300.0	\$500.0	n/a	600	1993	Black/African-American: 100%	Full-service entertainment and marketing
4	Beneath Your Sole Inc. 20 Beechwood Ave. Mount Vernon, NY 10553	(914) 663-7790 www.beneathyoursole.com	Ramel Sherman, Pamela Sherman Co-chief executives, owners	\$290.0	\$280.0	25	70	1992	Black/African-American: 100%	Building maintenance and floor care
5	Tecna Corp.³ 1 International Blvd. Mahwah, NJ 07495	(201) 529-0410 www.tecnacorp.com	Sikander A. Durrani Chairman, chief executive	\$244.4	\$227.0	31	446	1972	Asian: 100%	Manufacturing and exporting of industrial and aerospace products
6	ASI System Integration Inc.⁴ 48 W. 37th St. New York, NY 10018	(212) 736-0111 www.asisystem.com	Sonny Chabra Chairman, chief executive	\$147.0	\$71.0	300	400	2005	Asian: 100%	IT sourcing and consulting services
7	By Design² 2400 83rd St. North Bergen, NJ 07047	(201) 649-9300 www.bydesignnllc.com	Jay Lee President, chief executive	\$129.0	\$158.4	48	70	1994	Asian: 100%	Women's apparel wholesaler
8	Bartlett Dairy Inc. 105-03 150th St. Jamaica, NY 11435	(718) 658-2299 www.bartlettny.com	Thomas A. Malave President	\$116.7	\$134.8	150	150	1990	Hispanic/Latino: 100%	Dairy and food distribution
9	Waitex Group of Companies 135 W. 36th St. New York, NY 10018	(212) 967-8100 www.waitex.com	Howard H. Li Chairman, chief executive	\$111.0	\$106.6	100	750	1981	Asian: 100%	Warehouse distributor, apparel manufacturer and wholesaler
10	Condal Distributors Inc.⁵ 531 Dupont St. Bronx, NY 10474	(718) 589-1100 www.condalfoods.com	Carmen Fernández President	\$110.0	\$105.0	225	250	1968	Hispanic/Latino: 100%	Specialty wholesale food and distribution

Dial-A-Mattress Operating Corp., which ranked 13th on last year's list, did not respond to this year's survey. It has filed for Chapter 11 bankruptcy protection.

New York area includes New York City and Nassau, Suffolk and Westchester counties in New York, and Bergen, Essex, Hudson and Union counties in New Jersey. *Crain's New York Business* uses staff research, extensive surveys and the most current references available to produce its lists, but given the confidential nature of the information for many privately held minority-owned companies, it is not possible to identify and include every company that would qualify for the list. To qualify, a company must be a privately owned business headquartered in the New York area, and 51% or more of the firm must be owned by minorities. Minority races/ethnicities as defined and classified by the U.S. Census Bureau and Empire State Development are as follows: black/African-American (having origins in any of the black African racial groups); Hispanic/Latino (Mexican, Puerto Rican, Dominican, Cuban, Central or South American of either Indian or Hispanic/Latino origin, regardless of race); Asian (having origins in any of the Far East countries, Southeast Asia or Indian subcontinent); American Indian/Alaskan Native (having origins in any of the original peoples of North, South or Central America and maintaining tribal affiliation or community attachment); and native Hawaiian/other Pacific Islander (having origins in any of the original peoples of Hawaii, Guam, Samoa or other Pacific islands). Information was supplied by the companies unless otherwise noted. In case of tied figures, companies are listed alphabetically. Revenue figures are for the calendar year except where noted. n/a Not available. 1-Full-time and full-time-equivalent, as of Dec. 31. 2-Company declined to respond. Data are *Crain's* estimates based on other published information. 3-Fiscal year ends June 30. 4-At the end of the first fiscal quarter of 2009, ASI System Integration acquired certain assets of JDM Infrastructure. Revenues for 2008 are pro forma figures that reflect the acquisition. 5-Fiscal year ends April 30. 6-Fiscal year ends March 31. Research: Denise Southwood, Maia Blume and Selena Shen

1270 Ave. of the Americas, Suite 2200
New York, NY 10020
212.218.5150



11726 San Vicente Blvd., Suite 300
Los Angeles, CA 90049
310.820.4009

Reprinted with permission from the May 18-24, 2009 of *Crain's New York Business*. © 2009 Crain Communications Inc. All rights reserved. Further duplication without permission is prohibited. Visit www.crainnewyork.com. #NB09-030