

CRAIN'S

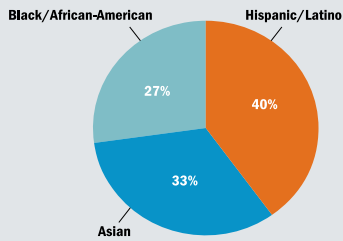
NEW YORK BUSINESS®

VOL. XXIV, NO. 26 WWW.CRAINSNYORK.COM

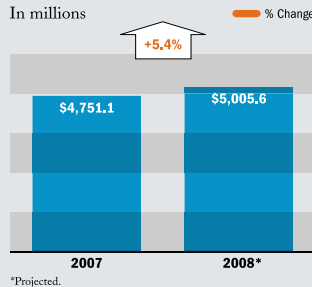
JUNE 30-JULY 6, 2008

REPORT DIVERSITY

Ethnic Breakdown of the Top 26




Total Revenues at Top 26

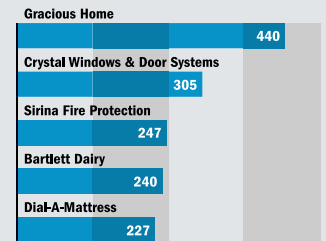


Biggest Gainers

Projected % change in revenues, 2007-2008



Top Five in NYC Employees



NY Area's Largest Minority-Owned Companies

Ranked by projected 2008 revenues

Rank	Company	Phone/Web site	Top executive	Projected 2008 revenues (in millions)	2007 revenues (in millions)	2007 NYC employees ¹	2007 total employees ¹	Year founded	% minority ownership, by race/ethnicity of owner(s)	Nature of business
1	Goya Foods Inc. ² 100 Seaview Drive Secaucus, NJ 07096	(201) 348-4900 www.goya.com	<i>Robert I. Unanue</i> President	\$1,190.0	\$1,190.0	n/a	3,000	1936	Hispanic/Latino: 100%	Food manufacturing, marketing and distribution
2	Palladium Equity Partners 1270 Sixth Ave. New York, NY 10020	(212) 218-5150 www.palladiumequity.com	<i>Marcos A. Rodriguez</i> Managing member	\$991.0	\$881.3	28	6,672	1997	Hispanic/Latino: 51%	Private equity
3	Bad Boy Worldwide Entertainment Group ² 1710 Broadway New York, NY 10019	(212) 381-1540 www.badboyonline.com	<i>Sean Diddy Combs</i> Chairman, chief executive	\$500.0	\$500.0	n/a	600	1993	Black/African-American: 100%	Full-service entertainment and marketing
4	Beneath Your Sole Inc. 20 Beechwood Ave. Mount Vernon, NY 10553	(914) 663-7790 www.beneathyoursole.com	<i>Ramel Sherman, Pamela Sherman</i> Chief executives, owners	\$290.0	\$280.0	25	70	1992	Black/African-American: 100%	Building maintenance and floor care
5	Tecna Corp. ³ 1 International Blvd. Mahwah, NJ 07495	(201) 529-0410 www.tecnacorp.com	<i>Sikander A. Durrani</i> Chairman, chief executive	\$244.4	\$227.0	32	447	1972	Asian: 100%	Manufacturing and exporting of industrial and aerospace products; power generation
6	Hudson Realty Capital 250 Park Ave. South New York, NY 10003	(212) 532-3553 www.hudsoncap.com	<i>David Loo, Richard Ortiz</i> Managing directors	\$185.0	\$165.0	20	29	2003	Hispanic/Latino: 30% Asian: 30%	Real estate fund manager
7	Bartlett Dairy Inc. 105-03 150th St. Jamaica, NY 11435	(718) 658-2299 www.bartlettdairy.com	<i>Thomas Malave</i> President	\$159.0	\$135.0	240	240	1990	Hispanic/Latino: 80%	Dairy and food distribution
8	By Design ⁴ 2400 83rd St. North Bergen, NJ 07047	(201) 649-9300 www.bydesignnllc.com	<i>Jay Lee</i> President, chief executive	\$129.0	\$158.4	48	70	1994	Asian: 100%	Women's apparel wholesaler
9	ACuPowder International 901 Lehigh Ave. Union, NJ 07083	(908) 851-4500 www.acupowder.com	<i>Edu Daves</i> President	\$110.0	\$105.0	0	98	1916	Asian: 52%	Manufacturer of nonferrous powders
10	ASI System Integration Inc. 48 W. 37th St. New York, NY 10018	(212) 736-0111 www.asisystem.com	<i>Sonny Chabra</i> Chairman, chief executive	\$110.0	\$71.0	n/a	n/a	2005	Asian: 100%	Technology sourcing, consulting and services

New York area includes New York City and Nassau, Suffolk and Westchester counties in New York, and Bergen, Essex, Hudson and Union counties in New Jersey. *Crain's New York Business* uses staff research, extensive surveys and the most current references available to produce its lists, but given the confidential nature of the information for many privately held minority-owned companies, it is not possible to identify and include every company that would qualify for the list. To qualify, a company must be a privately owned business headquartered in the New York area, and 51% or more of the firm must be owned by minorities. Minority races/ethnicities as defined and classified by the U.S. Census Bureau and Empire State Development are as follows: black/African-American (having origins in any of the black African racial group); Hispanic/Latino (Mexican, Puerto Rican, Dominican, Cuban, Central or South American of either Indian or Hispanic/Latino origin, regardless of race); Asian (having origins in any of the Far East countries, Southeast Asia or Indian subcontinent); American Indian/Alaskan Native (having origins in any of the original peoples of North, South or Central America and maintaining tribal affiliation or community attachment); and native Hawaiian/other Pacific Islander (having origins in any of the original peoples of Hawaii, Guam, Samoa or other Pacific islands). Information was supplied by the companies unless otherwise noted. In case of tied figures, companies are listed alphabetically. Revenue figures are for the calendar year except where noted. 2008 revenue figures are estimates for companies with fiscal years ending in July through December of this year and are actual for companies with fiscal years ending in January through June, unless otherwise noted. n/a Not available. 1-Full-time and full-time-equivalent, as of Dec. 31. 2-Company did not respond to this year's survey. Some information/figures are *Crain's* estimates based on other published information. 3-Fiscal year ends June 30. 4-Fiscal year ends March 31. 5-Fiscal year ends April 30. 6-Estimate. Research: Denise Southwood, Sarah Studley, Heather Holland and Steven Talay

1270 Ave. of the Americas
Suite 2200
New York, NY 10020
212.218.5150



11726 San Vicente Blvd.
Suite 300
Los Angeles, CA 90049
310.820.4009

Posted with permission of *Crain's New York Business*. Copyright Crain Communications Inc 2008
#1-24475519 Managed by The YGS Group, 717.399.1900. For more information visit www.theYGSgroup.com/reprints.